

BRISTOL WARREN REGIONAL SCHOOL DISTRICT



FY' 22 Preliminary General Budget

Presentation to the Bristol Warren
Joint Finance Committee meeting

March 11, 2021

Updated with responses to JFC member questions Slides 17-28

March 25, 2021

Jonathan T. Brice, Ed.D.

Superintendent of Schools, BWRSD


BRISTOL WARREN REGIONAL SCHOOL DISTRICT



Order of Presentation:

- Current Financial Condition of BWRSD 3/10/21
- Food and Nutrition Update
- Technology Update
- Capital Update and Debt Service Update
- Budget Discussion and Other Considerations
- Proposed FY'22 Budget
- Recommendation
- Responses to JFC member questions

CURRENT FINANCIAL CONDITION OF BWRSD, 3/11/2021



FY'21 OPERATING
BUDGET ON TRACK
FOR PROJECTED END
OF FISCAL YEAR
SURPLUS

approximately
\$963,000



DISTRICT FUND
BALANCE
(INCLUDES FY'21
PROJECTED SURPLUS)

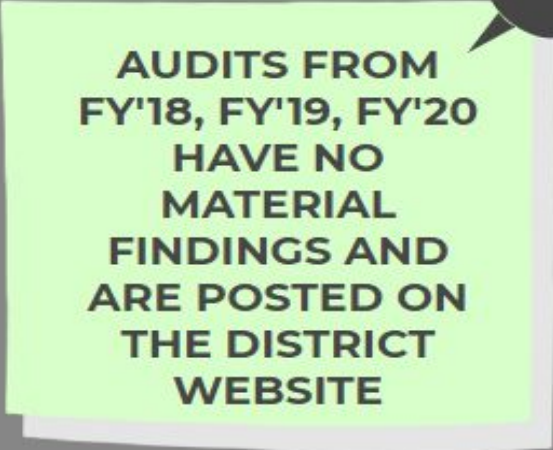
restricted fund
\$4,247,774



available fund
\$1,876,462

=

\$6,124,236



AUDITS FROM
FY'18, FY'19, FY'20
HAVE NO
MATERIAL
FINDINGS AND
ARE POSTED ON
THE DISTRICT
WEBSITE

BRISTOL WARREN REGIONAL SCHOOL DISTRICT



Food & Nutrition Services (Chartwells):

- Revenue impacted by decrease in meals served and the absence of snack purchases.
- BWRSD is receiving full reimbursement for meals provided but will still have a year end deficit of approximately **\$80,000** in FY'21.
- Food service enterprise account has a balance of **\$500,000**.
- BWRSD has repurposed efforts to have parents complete meal application.

BRISTOL WARREN REGIONAL SCHOOL DISTRICT



Technology Equipment

Mar 8, 2021 Technology Presentation to School Committee

Device Type & Quantity	Current Status	Yr 1	Yr 2	Yr 3	Yr 4	Yr 5+
410 Desktops / Laptops (3 Yr Warranty, 5 Yr Lifespan)	Desktop and Laptops that are more than 5 years old are not reliable, and pose a security risk.	3	1	0	45	361
6356 Chromebooks (3 Yr Lease, 3 Yr Warranty, 3 Yr Lifespan)	1052 are 5 years old, 2521 are 4 years old	2783	0	0	2521	1052
156 Chromeboxes (1 Yr Warranty, 4-5 Yr Lifespan)	54 are currently end of life, can no longer be managed, and pose a security risk	0	0	90	66	0
682 iPads (3 Yr Warranty, 5 Yr Lifespan)	401 are 5 years or older, can no longer be managed, and pose a security risk.	0	0	139	142	401
Total Devices 7604	Without the new lease of 2,800 chromebooks 95% of district devices would have been in year 4 or 5 during SY 2020-2021.	2786 36.6%	1 .0001%	229 3.1%	2774 36.4%	1814 23.8%

BRISTOL WARREN REGIONAL SCHOOL DISTRICT



Capital Construction Funds

- Capital Funds (Funding available for major construction projects)

\$2,127,186

Debt Service (Funding for long term debt)

- Last year the JFC suggested that the district refinance its debts to historically low rates.
- BWRSD is unable to refinance its debt for 10 years. We are in year 7 of the debt service repayment.

BRISTOL WARREN REGIONAL SCHOOL DISTRICT



Budget Discussion

- District staff and consultants have reviewed services to find efficiencies, discussed discontinuing or delaying of programming, and identified positions to be reduced.
- Reduction in services, programming, and staff will be required.
- Relocation of district offices to MHHS and KMS.
- Proposed reductions based level of funding from JFC.

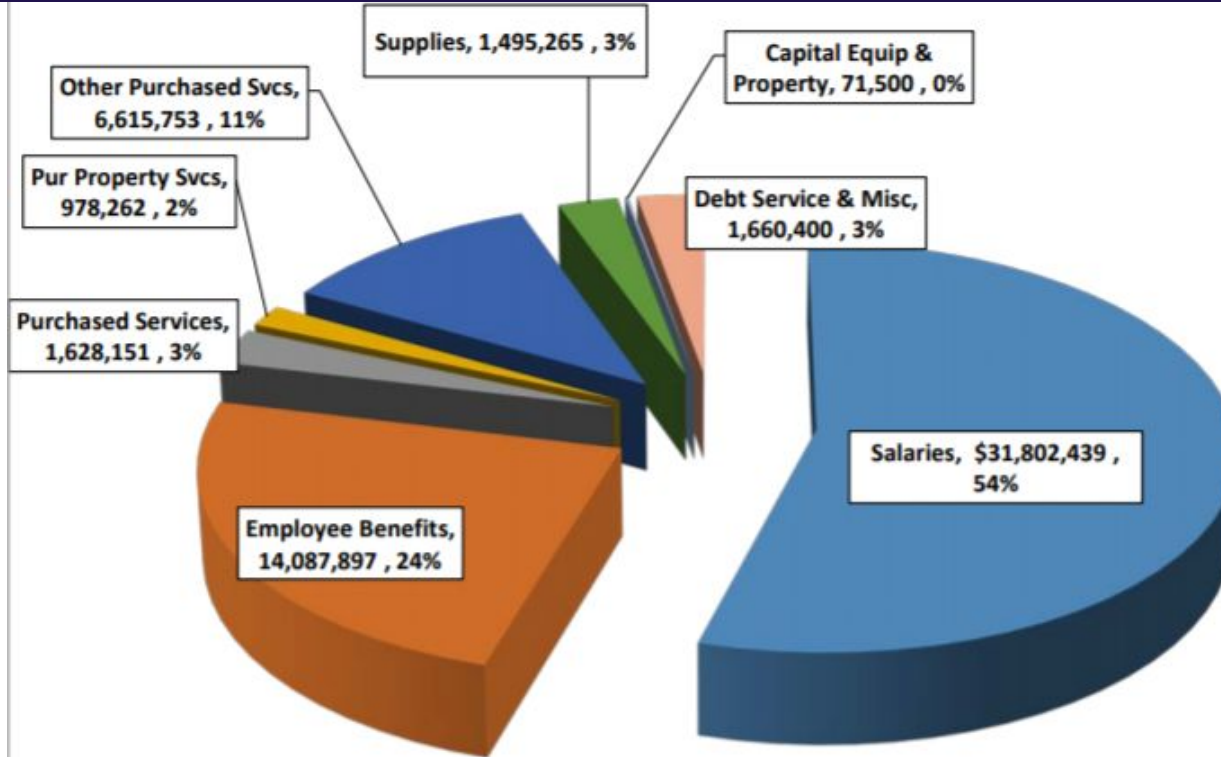
BRISTOL WARREN REGIONAL SCHOOL DISTRICT



Other Considerations

- All COVID-19 costs have been removed from the budget FY22 budget.
- Two new positions added to the budget: Human Resources Manager and Asst. Controller (CFO replaces COO)
- To the extent possible, costs have been held to pre-COVID spending levels.
- Breakage on staffing costs have been estimated at \$300K
- Both the BWEA Teacher contract and the C94 Clerks, Custodians, and Teacher Assistant contract will be negotiated this year.
- Healthcare/dental costs estimated by Trust to increase by 10%.

BRISTOL WARREN REGIONAL SCHOOL DISTRICT



BWRSD FY22 Preliminary General Fund Budget

BRISTOL WARREN REGIONAL SCHOOL DISTRICT



High Level Summary Preliminary FY22 Budget

The FY22 budget reflects a deficit of \$1.9M impacted by:

- Projected revenue loss due to
 - State Aid reduction
 - Use of fund balance in FY21
 - Enrollment reduction
- Potential salary and benefit increases (contract for BWEA/C94 & health care)
- Health care and transportation contract increases.

BRISTOL WARREN REGIONAL SCHOOL DISTRICT



Revenue Reductions

Current expected reduction in State Aid \$1,284,903

Not using fund balance results in a reduction of \$1,186,561

Total revenue decrease after adjustments **(\$1,927,874)**

BRISTOL WARREN REGIONAL SCHOOL DISTRICT



Projected Budget Summary	FY21 Projected	FY22 Proposed <i>(Assuming 4% revenue increase from towns)</i>	Inc/Decr
Total General Fund & Debt Service Revenue	\$57,038,556	\$56,411,792	(\$626,764)
Salaries & Benefits	\$44,038,303	\$45,890,336	\$1,852,032
Purchased Services	\$8,773,846	\$9,222,166	\$448,320
Supplies & Materials	\$1,411,447	\$1,495,265	\$83,818
Property & Capital	\$216,043	\$71,500	(\$144,543)
Miscellaneous	\$53,506	\$73,150	\$19,644
Debt Service	\$1,582,450	\$1,587,250	\$4,800
Total General Fund & Debt Service Expenditures	\$56,075,595	\$58,339,666	\$2,264,071
		(\$1,927,874)	

BRISTOL WARREN REGIONAL SCHOOL DISTRICT



Projected Deficit Scenarios (Best case to worst)

- 4% funding increase results in a **(\$1.9M)** deficit
- 3% funding increase results in a **(\$2.3M)** deficit
- 2% funding increase results in a **(\$2.7M)** deficit
- 1% funding increase results in a **(\$3.1M)** deficit
- Level funding from the towns results in a **(\$3.5M)** deficit in normal operations

(The proposed budget will be further impacted if state revenue decreases more than currently expected)

BRISTOL WARREN REGIONAL SCHOOL DISTRICT



Specific reductions are presented in the FY'22 Budget Reduction Summary

Categories of Reductions:

- District level
- School staff
- Athletics
- Other areas
- Contractual services
- Supplies and materials

BRISTOL WARREN REGIONAL SCHOOL DISTRICT



Superintendent Recommended FY22 Budget Request Approved by School Committee February 25, 2021

- **3% funding increase** results in a **(\$2.3M)** deficit that will be addressed through consolidation, reductions in services, programs, and staffing.
- Total Budget request \$55,985,792

BRISTOL WARREN REGIONAL SCHOOL DISTRICT



Specific reductions are presented in the FY'22 Budget Reduction Summary

- [Refer to Budget Reductions list contained in this link.](#)



Responses to questions by the JFC

BRISTOL WARREN REGIONAL SCHOOL DISTRICT



What is the salary and benefits for a Step 1 teacher?

Salaries	BA	BA w/Benefits	BA+30	BA+30 w/Benefits	MA	MA w/Benefits
Step 1	\$44,725.00	\$59,484.25	\$46,122.00	\$61,342.26	\$47,850.00	\$63,640.50

How many students are out of district? What are they costing the district?

Summary - Out of District Tuitions

District	Cost	Students
Barrington Public Schools	\$12,841.00	1
East Providence School Department	\$58,007.00	4
Newport Public Schools	\$14,500.00	1
Pawtucket School Jacqueline M. Walsh School	\$87,342.00	6
Portsmouth School Department	\$15,000.00	1
The MET	\$152,013.50	15
William M. Davis, Jr. Career & Tech	\$20,612.00	2
Total CTE Program Schools	\$360,315.50	30
Beacon Charter School	\$10,306.00	1
Highlander Charter School	\$41,224.00	4
RINI Middle College Charter High School	\$10,306.00	1
Village Green Virtual Charter	\$10,306.00	1
Total Charter Schools	\$72,142.00	7

\$432,457.50

BRISTOL WARREN REGIONAL SCHOOL DISTRICT



- Met with members of our state delegation on March 17th to discuss state funding of our district. *Representative Speakman, Senators Felag & Seveney.*
- Expected Health Care Cost:

Our number is expected to increase by 6-7%.
- Enrollment decline from 19-20 to 20-21
 - PreK declined from 44 to 31 students
 - K declined from 243 to 196
- Academic Baseline

BRISTOL WARREN REGIONAL SCHOOL DISTRICT

Bristol Warren Regional School District

2019 Per Pupil Spending Ranking

24

BRISTOL WARREN REGIONAL SCHOOL DISTRICT



Bristol Warren Regional School District

2018-2019 ELA Ranking

17

BRISTOL WARREN REGIONAL SCHOOL DISTRICT



Bristol Warren Regional School District

2018-2019 Math Ranking

17

BRISTOL WARREN REGIONAL SCHOOL DISTRICT



Bristol Warren Regional School District

2018-2019 Science Ranking

12

BRISTOL WARREN REGIONAL SCHOOL DISTRICT



Bristol Warren Regional School District

2019-2020 Graduation Ranking



2018-2019 Grad Rate 86.4
Ranking 15

BRISTOL WARREN REGIONAL SCHOOL DISTRICT



Bristol Warren Regional School District

2019-2020 Dropout Ranking



2018-2019 Grad Rate 86.4
Ranking 14

BRISTOL WARREN REGIONAL SCHOOL DISTRICT



Bristol Warren Regional School District

2019-2020 Post Secondary No
College Plans

24

32% of seniors with no Post
Secondary Plans



Questions/Discussion

Source for Data:
<https://reportcard.ride.ri.gov/Researcher>